

••• Second edition



CAMBRIDGE

FUN



for
Starters

Student's Book

Anne Robinson
Karen Saxby

Cambridge Books for Cambridge Exams •••

Anne Robinson
Karen Saxby



for
Starters

Student's Book

••• Second edition



CAMBRIDGE
UNIVERSITY PRESS

CAMBRIDGE UNIVERSITY PRESS

Cambridge, New York, Melbourne, Madrid, Cape Town, Singapore,
São Paulo, Delhi, Dubai, Tokyo, Mexico City

Cambridge University Press

The Edinburgh Building, Cambridge CB2 8RU, UK

www.cambridge.org

Information on this title: www.cambridge.org/9780521748605

© Cambridge University Press 2010

This publication is in copyright. Subject to statutory exception
and to the provisions of relevant collective licensing agreements,
no reproduction of any part may take place without the written
permission of Cambridge University Press.

First published 2006

Second edition published 2010

3rd printing 2010

Printed in the United Kingdom at the University Press, Cambridge

A catalogue record for this publication is available from the British Library

ISBN 978-0-521-74860-5 Student's Book

ISBN 978-0-521-74861-2 Teacher's Book

ISBN 978-0-521-74863-6 Audio CD

Cambridge University Press has no responsibility for the persistence or
accuracy of URLs for external or third-party internet websites referred to in
this publication, and does not guarantee that any content on such websites is,
or will remain, accurate or appropriate. Information regarding prices, travel
timetables and other factual information given in this work are correct at
the time of first printing but Cambridge University Press does not guarantee
the accuracy of such information thereafter.



Acknowledgements

The authors and publishers would like to thank the ELT professionals who commented on the material at different stages of its development:

ABC Pathways School, Hong Kong; Klára Banks; Paul Bress; Alexander Case; Maria Angeles Tobias Cid; Julie Dawes; Margaret Fowler; Rorrer Huang; Liz Bangs-Jones; Calliope Loulaki; Justyna Martin; Rosa Llopart Queraltó; Beatriz Muñoz Rodríguez; Diane Reeves; Roger Scott

The authors of the second edition would like to thank the following reviewers who commented on the first edition to help shape the second edition and reviewers who commented on the second edition:

Christine Barton, Jonathan Baum, Sevim Ciftci, Philip Cordwell, Marc Danis, Marc Dennis, Elizabeth Elston, Sean Fox, Jonathan Gibbons, Ebru Gültekin, Rosalie Kerr, Begum Kirik, Rupert Procter, Gülsah Sünter, Fiona Thompson, Reyhan Yüksel

The authors are grateful to Niki Donnelly, Laila Friese, Sarah Brierley, Emily Robinson and Clive Rumble of Cambridge University Press

Anne Robinson would like to give special thanks to Adam Evans and Annie Marriott for their insights and inspiration on the first edition, and to so **many** teaching professionals who have inspired and given feedback along the way. Special thanks to Cristina and Victoria for their help, patience and enthusiasm.

Karen Saxby would like to give special thanks to everyone she has worked with in production of YLE material. She would also like to thank her sons, Tom and William, for bringing constant fun and creative inspiration to her life and work.

Editorial work by Christine Barton.

Cover design by David Lawton

Cover illustration by Simon Stephenson, NB Illustration

Book design and page make-up by eMC Design Ltd.

The authors and publishers are grateful to the following illustrators:

Advocate Art (Chris Embleton-Hall 12, 13, 17, 30, 45, 54, 58, 59, 72, 87, 94, 98); Graham-Cameron Illustration (Brett Hudson 19, 20, 35, 38, 55, 56, 61, 68, 70, 74, 78, 83; Emily Skinner 24, 29, 37, 51, 57, 61, 79, 89; Pip Sampson 15, 19, 27, 28, 36, 39, 44, 47, 50, 62, 63, 71, 76, 79, 90; Sue Wimperis 29, 49, 59, 69, 81, 96; Sue Woollatt 14, 24, 34, 68, 69, 72, 96, 97, 98, 99); Nigel Kitching 13, 18, 25, 33, 41, 47, 55, 61, 67, 75, 78, 85; Sylvie Poggio Artists Agency (Andy Elkerton 7, 13, 16, 17, 32, 33, 42, 43, 63, 64, 76, 80, 82, 88, 94; Humberto Blanco 49, 58, 66; Joanna Boccardo 30, 31, 84; Melanie Sharp 4, 8, 11, 16, 22, 23, 35, 40, 52, 53, 60, 65, 73, 86, 88, 95; Jo Taylor 10, 21, 26, 46, 76, 77, 91, 92; Laetitia Aynié 23, 39, 48, 75, 81, 86); Beehive Illustration (Theresa Tibbetts 9, 38, 48, 56, 57, 93).

Sound recordings by TEFL Audio, London



Contents

1	Hello!	6
2	Numbers, numbers, numbers!	8
3	Is your name Sam?	10
4	A bird picture	12
5	English and tests	14
6	Our face and body	16
7	Which part of your body?	18
8	What we wear	20
9	A funny monster	22
10	My family	24
11	Who's got the phone?	26
12	Who can do this?	28
13	Big or small?	30
14	Animal quiz	32
15	What's long and orange?	34
16	What's on the menu?	36
17	The food I like	38
18	My favourite food day	40
19	Animal challenge	42
20	A colourful house	44
21	What's in your bedroom?	46
22	Where I live	48
23	In the toy shop	50
24	Where's the monster?	52

25	School and the classroom	54
26	Going to school	56
27	How do you come to school?	58
28	What's Anna doing?	60
29	On the beach	62
30	Who's eating an ice cream?	64
31	Happy birthday!	66
32	Whose is it?	68
33	Let's play!	70
34	I like playing games!	72
35	What's your favourite?	74
36	Who, what, where?	76
37	How many?	78
38	One foot, two feet	80
39	What am I?	82
40	Night and day	84
41	Questions	86
42	About a phone	88
43	What are they saying?	90
44	About me	92
45	Stepping stones	94

Pairwork activities 96–99

Unit wordlist 100–112

A

 **CD1:02** Listen and say the letters.

- 1 a h j k
- 2 b c d e g p t v
- 3 f l m n s x z
- 4 i y
- 5 o
- 6 q u w
- 7 r

B

Listen and write the words.

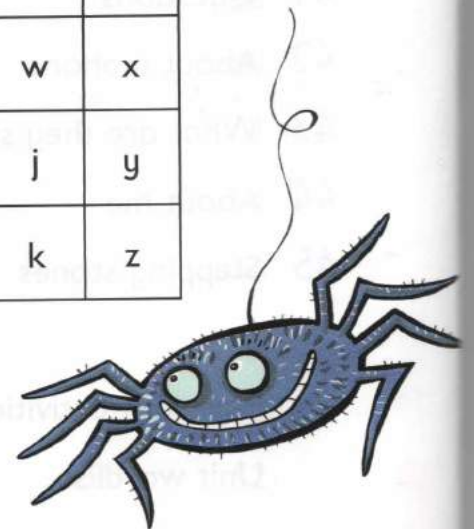
- 1 duck
- 2
- 3
- 4
- 5

C

Help the baby spider. Draw a **red** line.



	a	b	k	b	t	g	q
l	x	c	s	m	q	r	n
p	y	d	e	f	g	b	v
n	o	c	s	z	h	w	m
a	w	v	k	j	i	u	f
e	y	i	l	g	v	w	x
f	o	n	m	h	u	j	y
x	p	q	r	s	t	k	z




D

Help the baby frog. Listen and draw a **green** line.

E What's this? Write the word.

1 duck

2



3

4

5

F What's the animal?


1 g o a t

2 _ _ e _ _

3 _ _ i _ _

4 _ _ o _ _

5 _ u _ _



G Play the game!
Can you make a word?

Do you know these animals too?

A Write the numbers.

five⁵..... seven eight nine ten
 eleven twelve thirteen fifteen twenty

B Look at the letters. Write the words for the things in the picture.

C What can you see in the picture? Answer the questions.

Example

How many cats are there in the picture? 3

Is your name Sam?

A Find these names in the box.

Alex

Ann

Ben

Jill

Kim

Lucy

May


Nick

Pat

Sam

Tom

Tony



B Write these three names and the names from A under boy, girl or boy and girl.

Anna Bill Sue



Ben

.....
.....
.....
.....
.....
.....

C Look at the letters. Write the names.



1 n e B

2 s m a

3 c L u y

4 k i N c

B e n



5 B l i l

6 n A n

7 o m T

8 i m K

D CD1:03 Listen and write the names.

1 Tom

4

2

5

3 Mr

6 Mrs

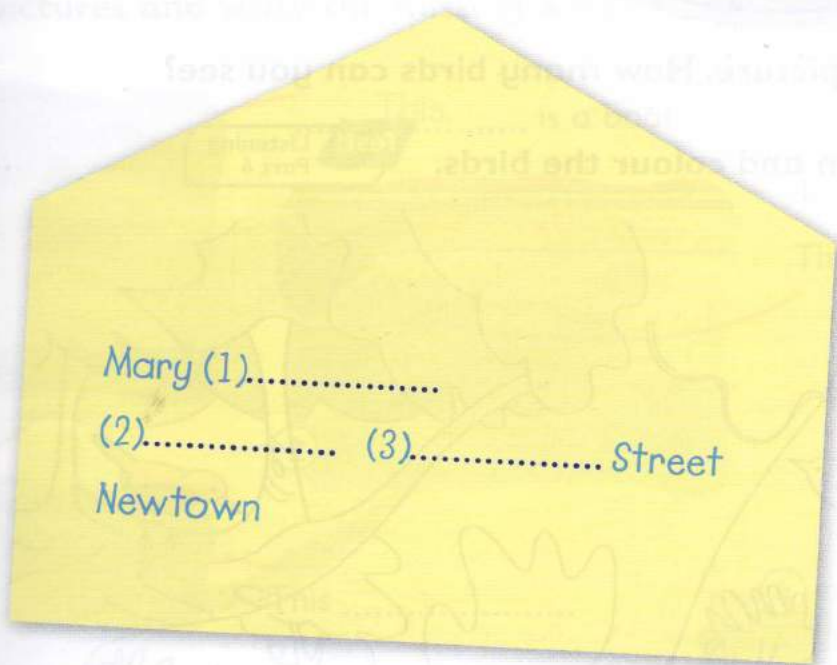


E Answer the questions. Write your names.

- 1 What's your name?
- 2 What's your friend's name?
- 3 What's your grandmother's name?
- 4 What's a good name for a cat or a dog?
- 5 What's your English teacher's name?



F  CD1:04 **Listen and write the names and numbers.**



G It's your friend's birthday! Write the address.



H Play the game! Names bingo.

A bird picture



A

Look at the picture. How many birds can you see?

B



Listen and colour the birds.

Test! Listening Part 4




C Look at the pictures.
Circle the correct word.


- 1 This is a boat / goat.
- 2 This is a cat / mat.
- 3 This is a kite / tree.
- 4 This is a man / woman.



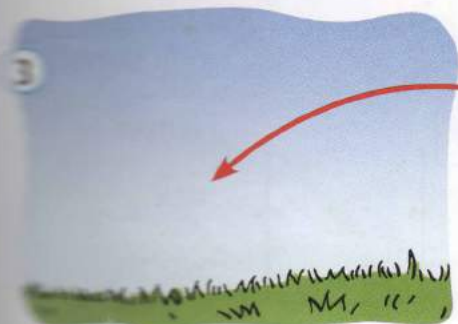
D Draw pictures and write the missing word.



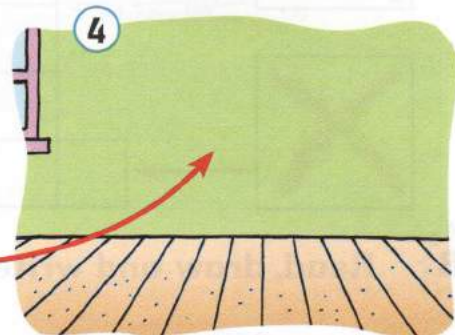
..... This is a boat.



This is a



This
a tree.



This is a

E Answer the questions. You and colours!



- What colour are your eyes?
- What colour is your T-shirt?
- What colour is your bedroom?
- What colour is your hair?
- What is your favourite colour?

Me	My Friend
<input type="checkbox"/>	<input type="checkbox"/>
<input type="checkbox"/>	<input type="checkbox"/>
<input type="checkbox"/>	<input type="checkbox"/>
<input type="checkbox"/>	<input type="checkbox"/>
<input type="checkbox"/>	<input type="checkbox"/>
<input type="checkbox"/>	<input type="checkbox"/>

F Play the game! Which colour?

A Look at the boxes. Write the words.

they
yes
toy
you

p

abcdefghijklmnopqrstuvwxyz

We love English.

8

X

✓

- alphabet
- cross
- letter
- line
- number
- sentence
- tick
- words

B Read, draw and write.


1 Draw a line.




4 Write a number.



2 Tick the box.




5 Put a cross in the box.



3 Write yes.



6 Write one word.



7 What's your favourite English word?

8 Write a sentence with five words:



What can you see?
 Look and read. Write **yes** or **no**.

Test! Reading & Writing Part 2



Examples

The dog is playing with a ball.

..... **yes**

There are six apples on the tree.

..... **no**

Questions

- 1 The girl has got black hair.
- 2 You can see two books.
- 3 The children are in the house.
- 4 The boy is wearing a blue T-shirt.
- 5 There's a frog in the garden.

.....

Play the game! On your back.



A Look and read. Put a tick (✓) or a cross (X) in the box.

1 This is a hand.

6 This is an arm.

2 This is a nose.

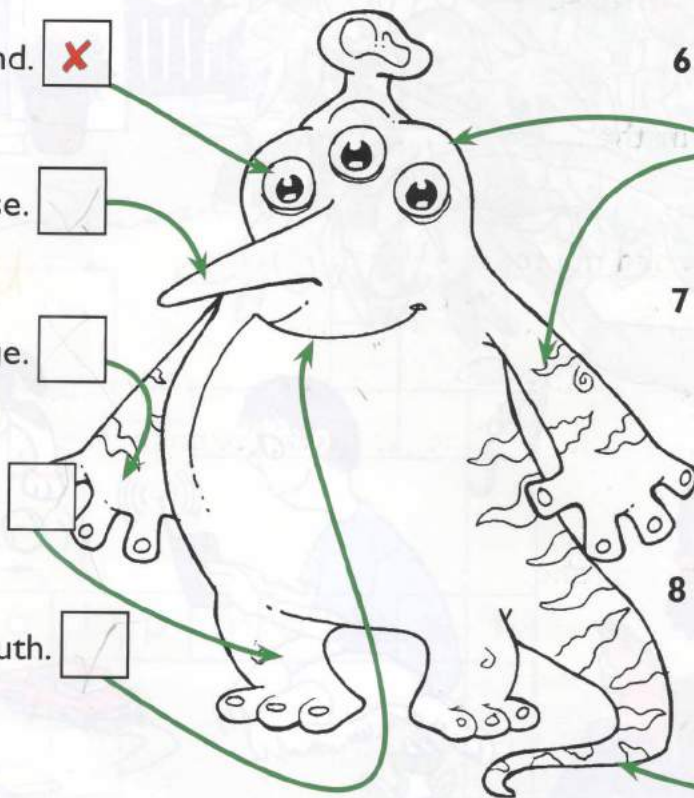
7 This is a head.

3 This is an eye.

4 This is a leg.

8 This is a tail.

5 This is a mouth.




B Draw lines from *a* or *an*.

a

an

- arm
- body
- ear
- eye
- face
- foot
- hand
- head
- leg
- mouth
- nose
- tail





What am I?

Test! Reading & Writing Part 4

Read this.

Choose a word from the box.

Write the correct word next to numbers 1-5.

There is one example.

a _____

You can see me at the **ZOO** I'm a

very big ⁽¹⁾..... I've got four long

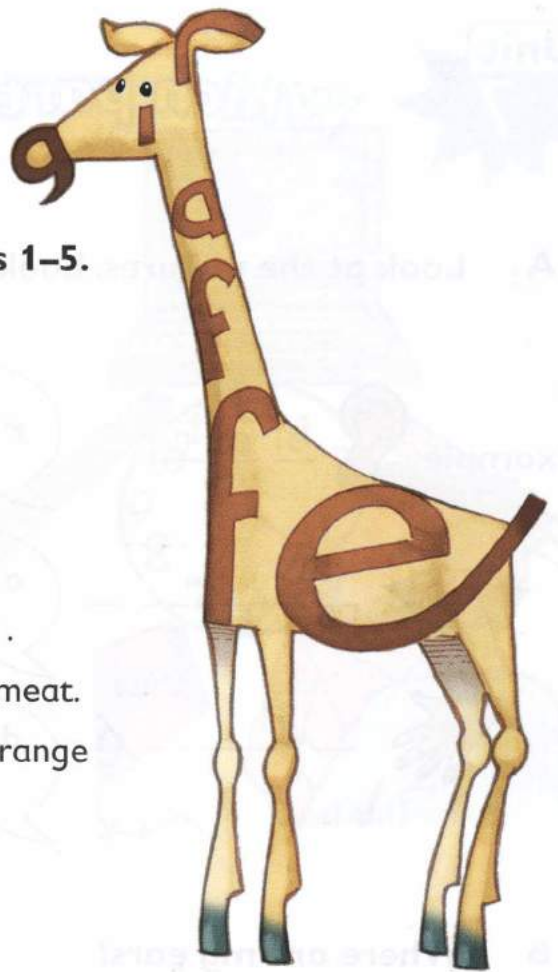
⁽²⁾..... and my tail is very long too.

I can see with my big brown ⁽³⁾.....

I like eating ⁽⁴⁾....., but I don't eat meat.

I drink ⁽⁵⁾..... My body is yellow, orange and brown.

What am I? I am a giraffe.



Example



zoo



water



legs



animal



fruit



shoe



eyes



nose


And what am I?

an _____

Play the two games!

Make the animals.

Have you got the lizard's tail?



Which part of your body?

Test! Reading & Writing Part 2

A Look at the pictures. Look at the letters. Write the words.

Example  e a r



3





1  _____



4





2  _____



5





B Where are my ears?



1 his ears 2 her 3 his 4 his 5 her

C Which part of your body?

Choose a word from the box.
Write the correct word in sentences 1–5.

- 1 I smile with my mouth.
- 2 I with my eyes.
- 3 I with my ears.
- 4 I with my hand.
- 5 I can a ball with my feet.

Example



smile



kick



write



see



listen

C

Look at the picture and read the questions.
Write one-word answers.

Test! Reading & Writing Part 5



Examples

What colour is the boy's T-shirt?

..... red

How many sofas are there?

..... one

1 Where's the jacket?

on the

2 How many people are there in the picture?

.....

3 What colour is the woman's skirt?

.....

4 What's the baby wearing on one of her feet?

a blue

5 What colour is the girl's hair?

.....

D

Make sentences.

1

four

There are

green

chairs

.....

2

white

There are

two

lamps

.....

3

cats

.....

E

Play the game! The long clothes sentence.




A Look at the picture. Read and write the numbers.

The monster

I've got two heads and
 eyes. I've got
 noses. I haven't got a mouth, but
 I've got funny tails.

My five feet are very big.
 My four arms are very long
 and my hands are very small.



B Read and draw the clothes on the monster.


Today I'm wearing hats and socks and a big T-shirt.



C Read the sentences and colour the monster.

- 1 The monster's arms are red and his hands are green.
- 2 His faces are purple.
- 3 He's got pink eyes and yellow noses.
- 4 Colour three socks blue and two socks orange.
- 5 Colour his T-shirt pink and his hats orange.

THE MONSTER PICTURE HALL.



D Who am I? Look at the pictures. Write the number of the monster.

- 1 I've got a flower in my hair. 5
- 2 I'm holding my baby.
- 3 Do you like my new handbag?
- 4 I've got my robot in my hand.
- 5 I've got glasses.


E Look at the monsters. Write colours.

Monster	body	hair	eyes	nose	arms	feet
1	blue	black	red	blue	0	red
2						
3						
4						


F Give the monsters names.


Write a name for each monster on the pictures.


G Play the game! Colour the wall.




A Put a tick (✓) or a cross (X).

1  This is my baby cousin.

2  And this is my sister.

3  This is my brother.

4  This is my grandma.

B Read and circle the family words.

My name's Sam. I live in a big house with my mum and dad and my three sisters and two brothers. My grandpa and grandma live in the house next to us. We all love animals. We've got a dog. It sleeps in my garden. My grandparents have got a cat and three fish.



C Which is Sam's family?



D Answer the questions.

- 1 How many brothers and sisters have you got?
- 2 How many people live in your house?
- 3 Do your grandfathers and grandmothers live with you?
- 4 Have you got a lot of cousins?
- 5 Has your family got a pet?

E Me, my family and my home.

Write and circle the words.

This is me!

My name's

I live in a

big
small

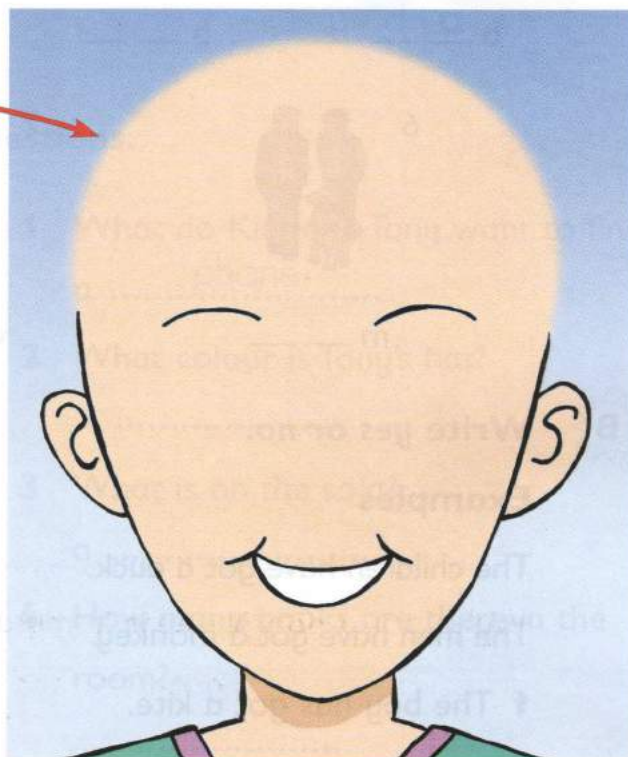
house
flat

with my

mum dad brother sister
grandma grandpa
grandparents

and my

mum dad brother sister
grandma grandpa
grandparents



lives
live

in the

house
flat

next to us.

We love

animals
cats dogs
gardens

, but we haven't got a

cat dog garden !

F Play the game! Who's that?

A Find the words and write them under the pictures.

women r girl i c **b a b y** p r o w o m a n t b o y r o t m a n g o b c h i l d r e n m e n



b a b y



b _ _ _



g _ _ _ _



m _ _ _



w _ _ _ _ _



m _ _ _



w _ _ _ _ _



c _ _ _ _ _

B Write yes or no.

Examples

The children have got a duck. **yes**

The men have got a monkey. **no**

1 The boy has got a kite.

2 The man has got a horse.

3 The woman has got a phone.

4 The girl has got an ice cream.

C Write numbers.

1 How many eyes have ten people got?

2 How many mouths have six babies, two boys and five girls got?

3 How many legs have one woman and three children got?

D Ask and answer questions about people.

Is your best friend
a boy or a girl?

a

Is your English
teacher a man or
a woman?

a

How many people
are there in your
family?

.....

How many
children are there
in your class?

.....

E Who's got the phone? Answer the questions.



1 What do Kim and Tony want to find?

a phone

2 What colour is Tony's hat?

.....

3 What is on the sofa?

a

4 How many books are there in the
room?

.....

5 Who's got the ball now?

the

6 What colour is Kim's T-shirt?

.....

7 How many trees are there in
the garden?

8 Who's got the phone?

the

F Play the game! Nine lives.

2



A Look at the monsters. Look at the ticks and crosses.



	fly	swim	spell	jump	run	sing
Angry	✓	✗	✗	✓	✓	✗
Bean	✗	✗	✗	✗	✗	✓
Carrot	✗	✗	✓	✓	✓	✓
Doll						
Egg	✗	✗	✗	✗	✗	✗

Which monster? Write the names.

- 1 He can sing. He can't fly, swim, spell, jump or run.
- 2 She can spell, jump, run and sing but she can't fly or swim.
- 3 He can't fly or swim or spell or jump or run or sing.

B Write the words for Angry and Doll.

- 1 Angry can fly, and
He can't, or
- 2 Doll can swim, and
She can't, or

C

CD1:07

What can Bill and Tom do? Listen and tick (✓) the box.

1



A



B



C

2



A



B



C

Our class.



Read the sentences and write the names under the picture.

- 1 Alex 2 3 4
- 5 6 7 8

Alex has got a very big garden. He can play badminton in his garden.

Lucy can ride a horse. She can ride a horse very well.

I love Anna's paintings. She can draw great pictures!

Nick can ride a bike. He rides his bike to school.

My name's May. I can play the guitar very well. And that's my guitar!

Bill can sing very well. He sings funny songs in class.

Kim can play tennis. She plays tennis with her sister.

That's our teacher, Mr Page. He can swim. We've got a swimming lesson now!

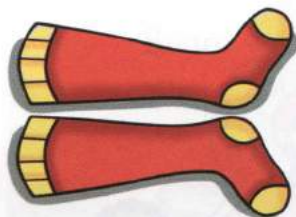
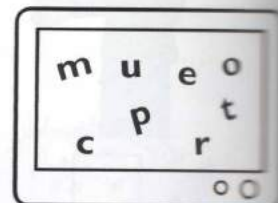
E

Play the game! Stand up. Sit down again.

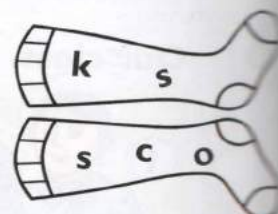
A Look and answer the questions.



- 1 What's this? a _____
- 2 Is it big or small?
- 3 Have you got a computer?



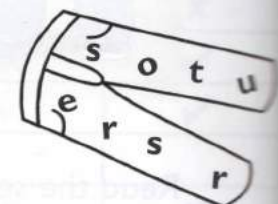
- 1 What are these? _____
- 2 Are they long or short?
- 3 Are you wearing socks today?



- 1 What's this? a _____
- 2 Is it old or new?
- 3 What colour is this phone?



- 1 What are these? _____
- 2 Are they clean or dirty?
- 3 Do you wear trousers to school?



B Write the word under the picture.

beautiful young ugly old short
clean long dirty old new



a clean car



a car



an shoe



a shoe



a man



an man



a spider



an spider



a skirt



a skirt

Anna Lucy Tony Pat



Examples










- The small dog is happy. yes
- The big ball is in the dog's mouth. no
- 1 The girl in the blue dress is sad.
- 2 One boy is wearing red shoes.
- 3 One of the girls is eating an ice cream.
- 4 The boy with dirty hands is smiling.
- 5 These children are in a house.

Read these sentences. Draw lines.

- 1 Pat's got blond hair. Today he's wearing jeans and a blue and white T-shirt.
- 2 Anna's got long brown hair. She's wearing a blue dress but she's sad today.
- 3 Lucy's got Today she's wearing
- 4 Tony's got Today he's wearing

Play the game! Opposites bingo.

A Match animal numbers and animal words.

 1	 5 chicken <i>small, brown, walk</i>	 9
 2	 mouse	 10
 3	 snake	 11
 4	 frog	 12
 5	 hippo	 13
 6	 giraffe	 14
 7	 spider	 15
 8	 sheep	
	 fish	
	 cow	
	 crocodile	
	 tiger	
	 elephant	
	 lizard	
	 goat	

B Write words next to the animals.

big	black	pink	fly
long	blue	purple	jump
short	brown	red	run
small	green	white	swim
	grey	yellow	walk
	orange		

C What am I? Choose an animal and complete the sentences.

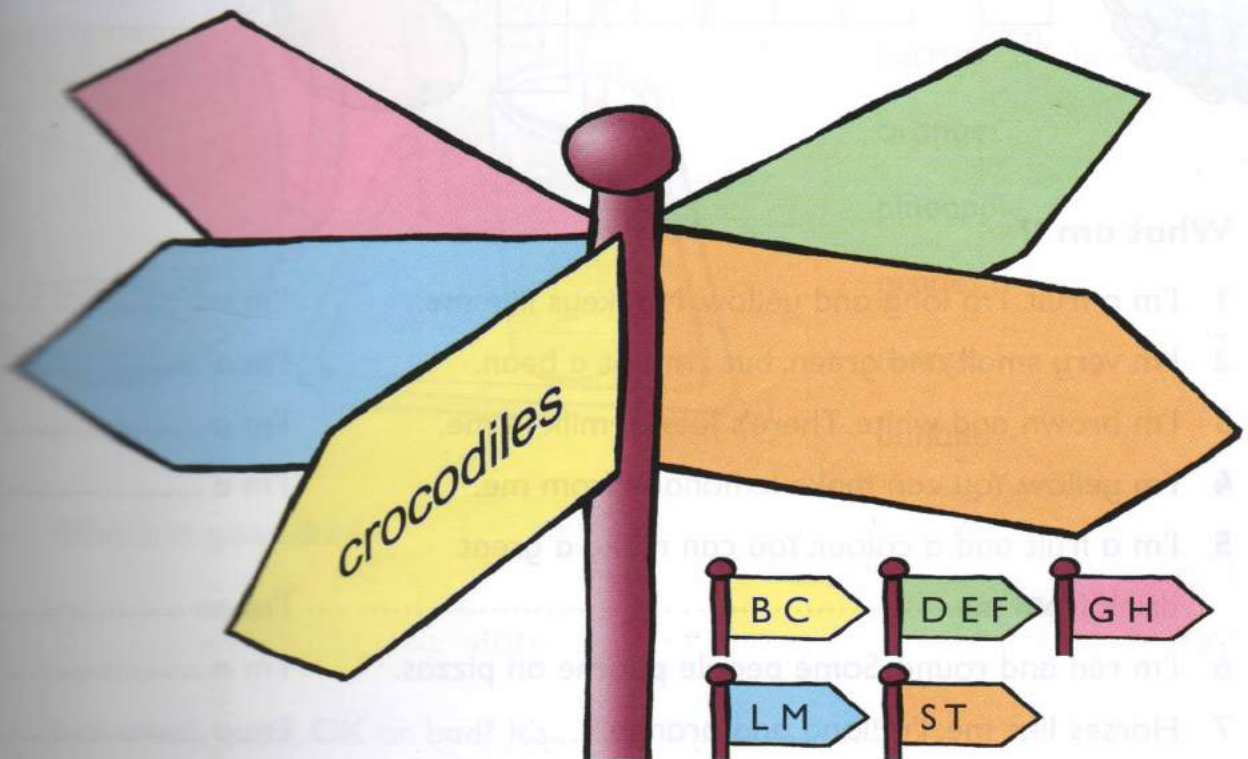
I'm and I'm I've got legs. I can
but I can't

Complete the words and draw lines. Where are Tom's pets?




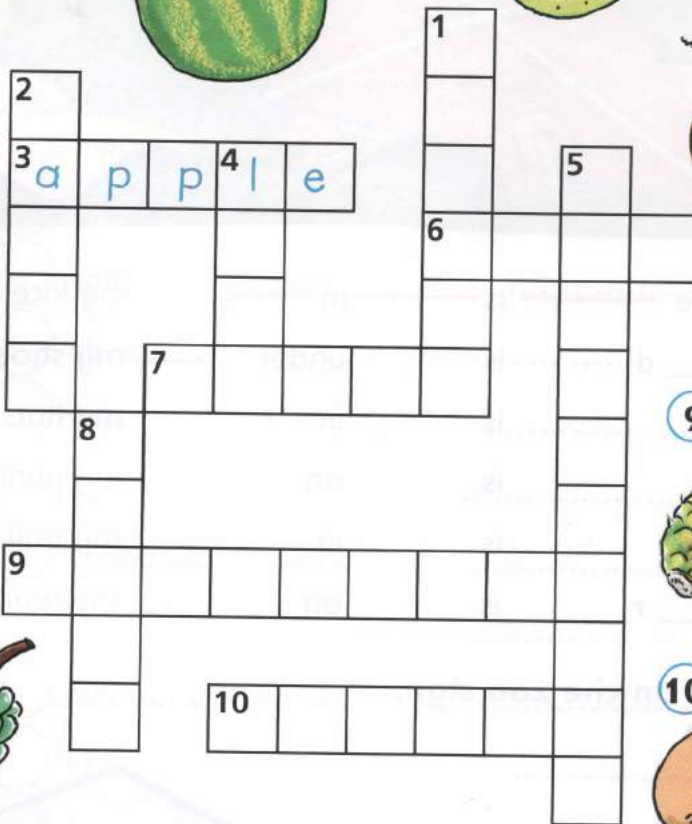


- 1 My pet m o u s e _____ is _____ in _____ my kite.
- 2 My pet l _____ d _____ is _____ under _____ my shoe.
- 3 My pet f _____ g _____ is _____ in _____ my hat.
- 4 My pet f _____ h _____ is _____ on _____ my pencil box.
- 5 My pet s _____ e _____ is _____ in _____ my ball.
- 6 My pet s _____ r _____ is _____ on _____ the water.

Write all the animals on the zoo sign.



Play the game! At the zoo.

A Look at the pictures. Write the words.



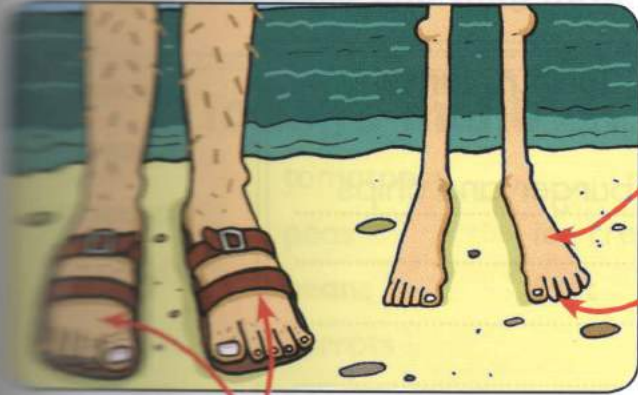
- apple
- banana
- beans
- carrot
- coconut
- grapes
- lemon
- lime
- mango
- onion
- orange
- pea
- pear
- pineapple
- potato
- tomato
- watermelon

B What am I?

- 1 I'm a fruit. I'm long and yellow. Monkeys like me.
- 2 I'm very small and green, but I'm not a bean.
- 3 I'm brown and white. There's lots of milk in me.
- 4 I'm yellow. You can make lemonade from me.
- 5 I'm a fruit and a colour. You can make a great drink from me.
- 6 I'm red and round. Some people put me on pizzas.
- 7 Horses like me. I'm long and orange.

- I'm a banana
- I'm a
- I'm a
- I'm a
- I'm an
- I'm a
- I'm a

C Spell and say tomatoes and potatoes!



t o m a



p o t a

D What's in Ben's funny drink?



Tick (✓) four boxes.

pear

tomato

carrot

orange

pineapple

grapes

mango

banana

What's in your drink?

....., and
.....!

Is it great, good, OK or bad? It's

E Play the game! Say it three times.



A Write the menu.

Today's lunch


Try our

- burger and chips
-
-
-
-
-

- onions
- potatoes
- sausages
- chicken
- fish
- rice
- tomatoes
- eggs



B Write the drinks.



w t a r e

c i j u e

m k i l

d m e o l n a e

C **CD1:09** Listen and tick (✓) the food Lucy and Tony have.

Today's menu

fish ✓	tomatoes	
chicken ✓	peas ✓	ice cream ✓
eggs	beans ✓	fruit
sausages	carrots ✓	
	potatoes	

D **CD1:09** Listen and write the three things Tony would like for lunch.

What would you like for lunch, Tony?



..... and
..... today. And can I have some too?

E Write your words.

What would you like for lunch?

..... and
..... today. And can I have some too?

F In the kitchen.



A



Listen and tick (✓) the box. There is one example.

Example

What can Ben have for lunch?



A B C

1 What is May's favourite food?



A B C

2 What does Tom want for breakfast?



A B C

3 What can Tony have for supper?



A B C

4 Which drink does Pat like?



A B C




5 What is Ben's favourite ice cream?



A B C

B

Paul's big breakfast



C Lucy's lunch.

Lucy likes food which has the letter **c** in it.

Write three words for the food Lucy likes.

- 1
- 2
- 3



D Anna's funny dinner.

1 **carrots**

2 **apples**

3 **eggs**

4 **pineapple**

E Listen and write the food and drink.

I like ... 😊	I don't like ... ☹️	I don't know ... 😐

Play lots of games with food!

My favourite food day



A Write your answers.



Me

My favourite food is ^①

I don't like ^② or

For breakfast I eat ^③ and

For lunch I drink ^④

For dinner I eat ^⑤

My favourite ice cream is ^⑥



B Write the numbers in front of the questions.

- What's your favourite ice cream?
- What do you eat for breakfast?
- What do you drink for lunch?
- 1 What's your favourite food?
- What do you eat for dinner?
- What food don't you like?



C Write your friend's answers.

Name:

.....

.....

.....

.....

.....



D Write your menu.

My favourite food day		
breakfast	lunch	dinner
.....
.....
.....
.....

Spell and say *onions* and *sausages*!



on i ons

onions




sa u sages

sausages

Read this. Choose a word from the box.
Write the correct word next to numbers 1–5.
There is one example.

Test! Reading & Writing Part 4

An apple



I'm a fruit but I'm not an (1) orange or a pear.

I'm in the tree in Alex's (2) garden.

I'm good to eat. People like eating me and (3) birds like eating me too.

Alex likes drinking my (4) juice.

My (5) colours are red and green.

What am I? I'm an apple!

Example



fruit



colours



breakfast



juice



orange



birds



garden



face

Play the game! Food, names and animals.

A Which animals can you see?

Look at the picture. Can you find the ten animals?



B Which parts of the animals can you see?

Choose five animals and words from the box. Write sentences.

Example: I can see a monkey's head and tail.

- 1 I can see a
- 2 I can see a
- 3 I can see
- 4 I
- 5 I

head
tail
legs
body

C Listen and colour the snakes.

D Read the sentences. Look at these pictures and at the picture in A. What are the animals?

Example

I'm big and grey. I live next to water in Africa.

a h i p p o



- 1 I'm green. I've got a long mouth and teeth. I eat meat. You can find me in
and next to water in Central and South America, Southeast Asia, Africa,
India and Australia. a c _____
- 2 I live in trees. I eat bananas. I've got a tail. a m _____
- 3 I'm long. I eat meat. I haven't got legs. a s _____
- 4 I'm small and long. I eat insects. I can run. a l _____
- 5 I'm small. I can fly. I eat plants and small animals.
I can sing. a b _____
- 6 I'm very small. Cats don't like me. I can run. a m _____
- 7 I catch insects and eat them. I've got eight legs. a s _____
- 8 I eat grass. I've got four legs and my body is white (or black!).
People make clothes from my wool. a s _____
- 9 You can find me in the sea. I love swimming. a f _____
- 10 I like meat. I can run. I live in Asia.
I'm orange and black and I've got a tail. a t _____
- 11 We get milk from this animal. She's got four
legs and eats grass. a c _____
- 12 This small animal lives on and in water. It eats
insects and can jump. a f _____

E Play the game! O and X.

A Find the rooms. What colour are the rooms?


bedroom bathroom hall dining room living room kitchen garden

B  CD1:11 Listen and draw lines.

1 
.....
clock

2 
.....

3 
.....

4 
.....

5 
.....

6 
.....

7 
.....



C Look at the picture. Read the questions. Write one-word answers.

- | | |
|-----------------------|--------------------------------|
| 1 Where's the photo? | In the <u>hall</u> |
| 2 Where's the mat? | In the |
| 3 Where's the clock? | In the |
| 4 Where's the lamp? | In the |
| 5 Where's the mirror? | In the |

D Look in the box. Find the words for eight more things you can see in the house.

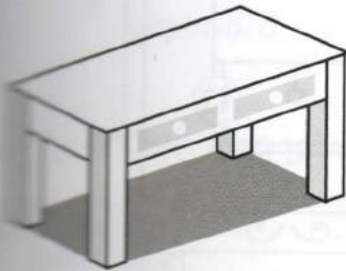
Example: *bed*

E What am I? Read this. Choose a word from the box. Write the correct word next to numbers 1-5.

Test! Reading & Writing Part 4

t	b	k	m	a	w	p	h	b	s
t	e	l	e	v	i	s	i	o	n
a	d	v	o	w	n	z	k	o	q
b	w	a	l	l	d	f	d	k	e
l	c	b	y	u	o	g	l	c	r
e	d	o	o	r	w	x	c	a	e
j	l	p	c	h	a	i	r	s	d
s	o	f	a	m	t	u	n	e	f

A desk



I'm white and I've got four legs, but I'm not an animal like a (1)..... or a goat. I'm in front of the window in Lucy's (2)..... Lucy sits on a grey (3)..... and reads her favourite (4)..... on me. Lucy puts her (5)..... on me too and plays games on it.

What am I? I am a table.

Example



legs



computer



chair



stories



bedroom



ear



horse



water

F About your house.

My house is in (1)..... It's got (2)..... rooms.

They are: (3).....

My favourite room is (4).....

In my favourite room, you can find (5).....

.....

G Play the game! The long house sentence.

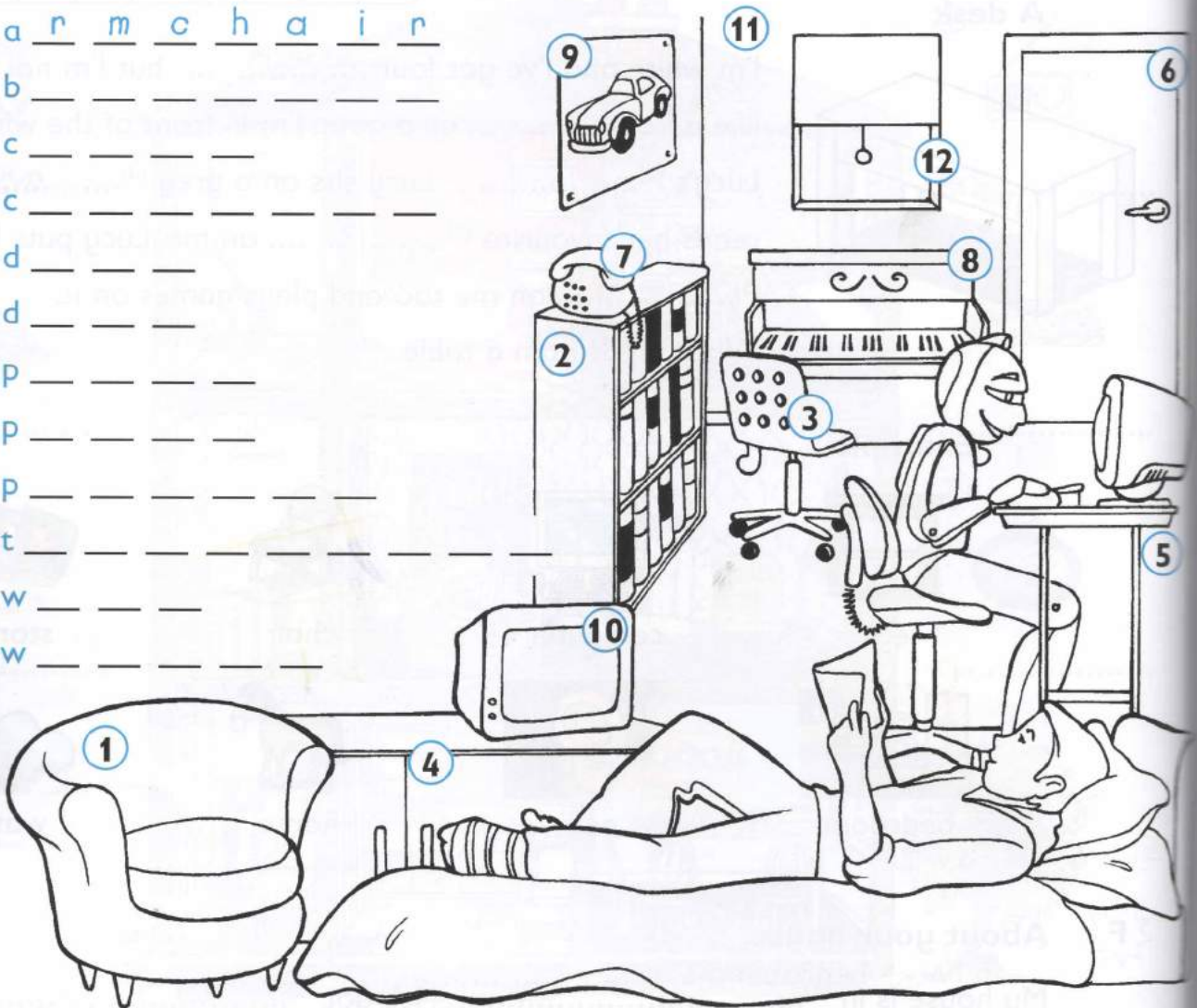
What's in your bedroom?



A What can you see in the room? Write the words next to the numbers.

piano wall ~~armchair~~ bookcase phone cupboard
 picture chair door desk window television

- 1 a r m c h a i r
- 2 b _ _ _ _ _
- 3 c _ _ _ _
- 4 c _ _ _ _
- 5 d _ _ _ _
- 6 d _ _ _ _
- 7 p _ _ _ _
- 8 p _ _ _ _
- 9 p _ _ _ _
- 10 t _ _ _ _
- 11 w _ _ _ _
- 12 w _ _ _ _



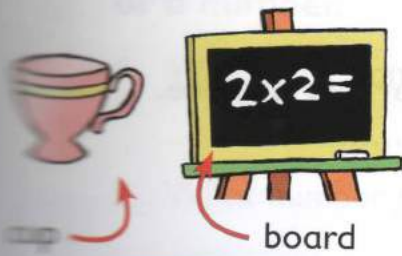
B CD1:12 Listen and colour.



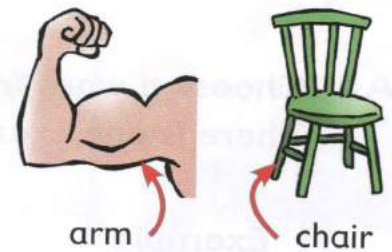
C What's in your bedroom?

In my bedroom, there's a, a,
 a and a

D Spell and say *cupboard* and *armchair*!



c _____
a _____



and an




cupboard

a _____



armchair

E What can you see in these bedrooms?



.....'s room



.....'s room

- 1 In Nick's bedroom the mat is **orange**
- 2 In Nick's bedroom the is yellow.
- 3 In Nick's bedroom the is big.
- 4 In Nick's bedroom the walls are
- 5 In Nick's bedroom the is blue.
- 6 In Nick's bedroom the bookcase is
- 7 In Nick's bedroom the is red.

CD 1:13 Listen and answer questions about Nick.

Play the game! Guess what I'm drawing.


A

Choose a word from the box. Write it under the correct picture. There is one example.

Example:



houses




family onions television paintings
watermelon ~~houses~~ kitchen armchair

B

Choose a word from A. Write the correct word next to numbers 1-5. There is one example.

A living room



I am in houses or flats. In Kim's house, the (1)..... is the room next to me. Kim's (2)..... sit in me in the (3)..... or on the big sofa. There are two lamps on the tables in me and there are (4)..... of Kim's pets on my walls. Kim and her parents like watching the (5)..... in me.

What am I? I am a living room.



CD1:14 Listen and write a name or a number.


- 1 What's the name of Alex's street?
..... Street
- 2 What number is Alex's house?
.....
- 3 How many bedrooms are there in Alex's house?
.....
- 4 How many people are there in Alex's family?
.....



Whose living room?

Read the sentences. Which sentences are about Ben's living room? Which sentences are about Kim's living room? Write **Ben** or **Kim** in the sentences.

- 1^{Ben}.....'s living room is big and old.
- 2 's living room is small and new.
- 3 There are two armchairs in 's living room.
- 4 You can see one big armchair in 's living room.
- 5 's living room is dirty.
- 6 A cat and spiders live in 's living room.




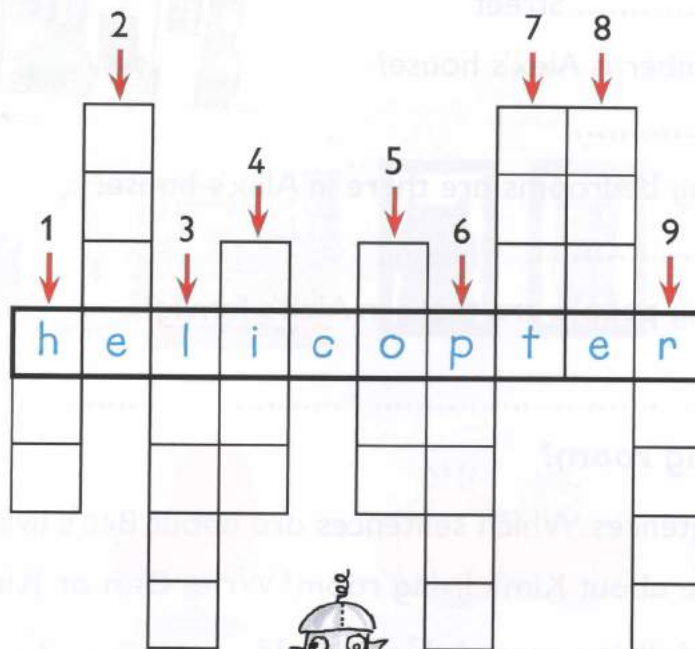
Write five questions.



Play the game! Spelling challenge.



Write the words in the boxes.




Answer the questions about the picture.

- 1 What's in the hat? a boat
- 2 Which toys are red, white and blue? the and the
- 3 What colour is the doll's dress? and
- 4 How many toys are on the floor?
- 5 Who's standing? the

C The toy shop.

Look and read. Write **yes** or **no**.

Test! Reading & Writing Part 2



Examples

There's a big clock on the wall.

..... **yes**

Two people are in the shop.

..... **no**

1 The boy is playing with a toy car.

.....

2 Five ducks are on the blue table.

.....

3 There is a horse next to the cupboard.

.....


4 You can see some paints under the planes.

.....

5 A cat is sleeping between the boxes.

.....

D Look at the picture. Write one-word answers.



1 Where are the ducks now?

on the **floor**

2 What is on the table now?

a

3 Who's playing with the plane now?

a

4 What's the cat doing now?

.....

5 How many people can you see in the toy shop?


.....

E Play the game! Stand up and do it, please.

Where's the monster?



Look at the picture. Write sentences about the monsters.



	1	2	3	4	5
A	A	water	in front of	the	behind
B	on	monster	An	tree	under
C	is	green	next to	red	window
D	blue	yellow	in	orange	chair

	A1	C2	B2	C1	A5	A4	B4
1 A green monster is behind the tree
	A1	D1	B2	C1	A3	A4	C5
2
	A1	C4	B2	C1	C3	A4	B4
3
	B3	D4	B2	C1	D3	A4	A2
4
	A1	D2	B2	C1	B1	A4	D5
5

B Listen and write the monsters' names.

1 Mr

2 Mr


3 Miss

4 Mrs

What's the name of the red monster? Miss/Mrs

C In the monster hall.

Test! Speaking
Parts 1, 2, 3, 4



D Do the classroom quiz!



Read this. Choose a word from the box. Write the correct word next to numbers 1–5. There is one example.

Pat's bag









Pat's reading a new book..... He's taking that to school in me today. Pat writes with his ⁽¹⁾..... and pencils. Those are in me too. And he needs a ⁽²⁾..... He draws lines with that.

He's taking an ⁽³⁾..... to eat to school today, and some ⁽⁴⁾..... That's his favourite drink!

Pat wears ⁽⁵⁾..... at school. Those are in me too.

What am I? I am a bag.

Example

			
book	glasses	juice	shirt
			
apple	ruler	pens	shells



Read and answer questions about Alex's bag.



- 1 What fruit does Alex have in his bag? an apple and
a
- 2 How many pencils can you see?
- 3 What colour is the ruler?
- 4 What can you see behind the apple? a
- 5 Where is the bag? on the
- 6 What drink can you see?



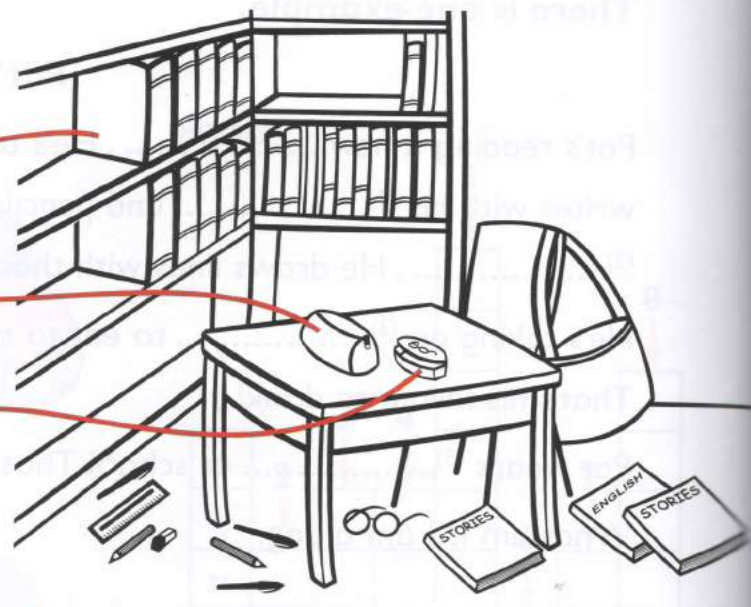
Play the game! Draw with your eyes closed.

A Tidy the classroom.

_____ case

_____ case

_____ case



B Whose is it? Write **his**, **her** or **their**.





It's bag

It's ruler

It's dog

C Draw your two pictures.



This is my English book. It's
..... and it has got
..... pages.

This is my It's
..... and you can see it
.....

D

CD1:15 **May's school. Read the question. Listen and write a name or a number. There are two examples.**

Test! Listening Part 2



Examples

How old is May?

.....9.....

What's May's brother's name?

.....Nick.....

1 Where's May's school?

..... Street

2 How many children are there in May's class?

.....

3 What's the name of May's friend?

.....

4 Who's May's English teacher?

Mr

5 What's the number of May's class?

.....

E

Listen and complete the questions.

1 What's the name of your

2 Where's your

3 Which are you in?

4 How many children are there in your

5 What's your 's name?

6 Who do you next to?

F

Now answer the questions and complete the sentences about *your* school.

Our school



I go to school.

My school is in

I am in class There are students in my class.

Our English teacher's name is

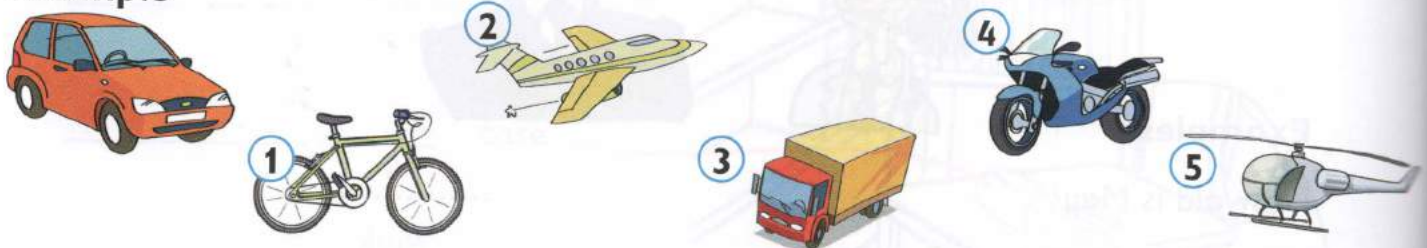
I sit next to

How do you come to school?

A Look at the pictures. Look at the letters.
Write the words.

Test! Reading & Writing Part 3

Example



Example

1
e
r
a
c a r

2
e
b
k
i

3
n
p
e
l
a

4
l
y
o
r
r

5
t
o
b
r
m
e
k
i
o

6
r
h
e
o
c
l
e
t
e
i
p

B CD1:16 How do Ben, Lucy and Sam go to school?

- 1 Ben
- 2 Lucy
- 3 Sam

C How do you go to school?

I go to school by
 I walk to school.

D Drive, fly or ride?

People drive:	
People fly:	
People ride:	

E

The school bus.

Read this. Choose a word from the box.

Write the correct word next to the numbers.



I'm big and long. You can see me in the (1).....**street**.....
 A woman or a (2)..... drives me. Children sit in
 me. They put their (3)..... on my floor. I stop next
 to the children's (4)..... and next to the school
 playground. My (5)..... opens and closes. I have
 lots of windows.

What am I? I'm a school bus!

Example



street



door



cow



man




houses



bags

F

A day on a boat.





G

Play the game! Draw the words.

What's Anna doing?

A Listen and answer.





B Are you looking at picture 1 or picture 2?

- 1 The teacher is reading a story.one.....
- 2 One boy is eating a banana.
- 3 One girl is jumping.
- 4 The children are sitting down.
- 5 One girl is painting.
- 6 The children are listening to the teacher.
- 7 One boy is sleeping on his desk.
- 8 Two boys are drawing on the board.

C Yes or no?


- 1
- 2
- 3
- 4
- 5

D Put the words in the cupboard.




~~read~~ run smile stop draw swim wave ride sleep

E What are you doing?
I'm doing a crossword.



F CD1:17 What's Pat doing?
Listen!




G Play the game! Action mimes.

A

Draw lines.

- sand
- sea
- beach
- ball
- boat
- sun
- fish
- bird
- mat
- water
- shell



B

Answer questions about the picture.

Test! Speaking Part 3

C

Look at the picture.
Look at the letters.
Write the words.

Example

Example: A cloud contains the letters 'o', 'u', 'c', 'n', 'o', 't', 'c'. Below it, the word 'c o c o n u t' is written on a dashed line.

1

A cloud contains the letters 'a', 'i', 'd', 'r', 'o'. Below it is a dashed line for writing.

4

An empty cloud with a sun-like shape at the bottom. Below it is a dashed line for writing.

2

A cloud contains the letters 'h', 's', 'e', 'o'. Below it is a dashed line for writing.

3

A cloud contains the letters 'a', 'n', 'a', 'n', 's', 'b', 'a'. Below it is a dashed line for writing.

5

An empty cloud with a sun-like shape at the bottom. Below it is a dashed line for writing.

D What are the missing words?



What's this?
 What colour is it?
 How many (3)..... are there?
 What's the (4)..... doing?
 What's this?
 What colour is it?
 How many (8)..... are there?
 What's the (9)..... doing?

a (1).....
 (2).....
 two
 (5).....
 a (6).....
 (7).....
 four
 (10).....

- walking shell bird boat dog
 green boats shells sleeping white


E CD1:18 Listen and draw lines.



F Play the game!
 What's in your beach bag?

A What's missing?



B  CD1:19 Draw the missing things and colour the picture.

C Put the answers with the questions.

- 1 What is the big boy doing? e
- 2 Who is eating an ice cream?
- 3 Who is talking on the phone?
- 4 What is the man doing?
- 5 What is the small boy doing?

- a kicking a ball
- b the girl
- c reading
- d the woman
- e flying a kite

D Read the questions. Write one-word answers.

- 1 Who is kicking a ball? the small
- 2 Who is reading? the
- 3 What is the small girl doing?
- 4 What is the woman doing?

E


Read the questions and write your answers.

In your classroom:

- 1 Who is wearing glasses?
- 2 What is on your desk?
- 3 Who is wearing a watch?
- 4 Who is sitting behind you?
- 5 How many people are there in the room?
- 6 What can you see from the window?
- 7 What are you doing?
- 8 What is your teacher doing?

F

Play the game! Animal sentences.



.....



A



.....



B



A

CD1:20 Listen and colour. There is one example.

Test! Listening Part 4



B

Listen and draw lines.



C

Answer the questions.

1 What's this?
It's a cake.

2 Do you like cake?
.....

3 What do you eat
for lunch?
.....
.....

1 What's this?
It's a

2 Have you got a hat?
.....

3 What clothes are
you wearing?
.....
.....

1 What's this?
It's a

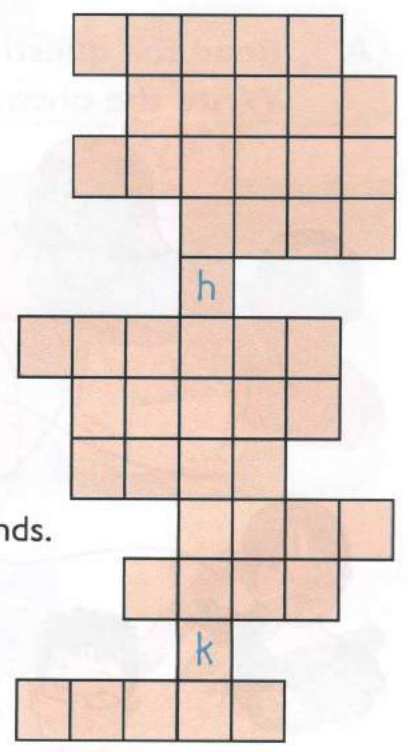
2 Can you ride a horse?
.....

3 What's your favourite
animal?
.....
.....

D Birthday crossword.

Look at the picture in A. Read the sentences and write the words in the crossword.

- 1 You can see food and drink on this.
- 2 There are four of them. They are standing.
- 3 The people are in the ...
- 4 This is behind the people and it's green and brown.
- 5 This is closed. It's part of the house.
- 6 There are seven of these. One is blue.
- 7 There are two of them. They are standing.
- 8 The woman and one girl are holding these in their hands.
- 9 The children are wearing these on their heads.
- 10 These are on the people's feet.



Which two words can you see now?


.....

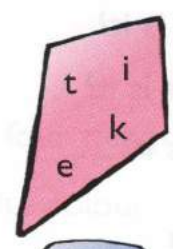
Where can you see this in the picture?

on the


E Write the words in the sentences.


Look at the pictures and the letters and write the words.

1  This is a



2  This is a




3  This is a



F For my birthday.


A Read the questions.
Write the answers.




- 1 Whose football is it?
- 2 Whose watch is it?
- 3 Whose tennis ball is it?
- 4 Whose clock is it?
- 5 Whose guitar is it?
- 6 Whose kite is it?

It's Nick's.....	It's his.....
It's.....	It's hers.....
It's.....	It's.....
It's.....	It's.....
It's.....	It's.....

B Word pictures!



This is a _____ !




This is a _____ !

C


CD1:21 Put it where? Listen and draw lines.

Test! Listening Part 1



D

Is it his or hers?



Bill has got five things.
Bill's favourite colour is red.
Bill likes taking photos and drawing.



Jill has got four things.
Jill's favourite colour is blue.
Jill likes doing sport and going to the beach.



The , ,
and the are Bill's things.

The , and
the are Jill's things.

E

Play the game! What have you got?



A Write **a, e, i** or **o**.

b o unc e

c — tch

h — t

k — ck

pl — y w — th

thr — w



B Read and write the sports.

~~football~~ hockey tennis
baseball basketball table tennis

- In football, you kick a ball.
- In _____, _____ and _____, you hit a ball.
- In _____, you bounce, throw, and catch a ball.
- In _____, you throw, hit and catch a ball.



C  CD1:22 Listen and tick (✓) the box.

1 Which sport does Ben like?



A

B

C

2 Which sport is Kim learning?



A

B

C

3 What's Alex doing?



A

B

C

4 Which sport is Tom watching?



A

B

C



We love sport.

Look at the pictures and the sentences. Write letters in the boxes next to the sentences. There is one example.



1 Swimming is Alex's favourite sport. He loves the beach. He's at the beach with his grandfather today.

2 Anna goes to the park in the afternoon with her brother. They play there.

3 Sue enjoys watching on television with her family.

4 Jill likes playing in the playground with her friends.

5 Tony wants to play in the garden with his cousin Bill.

Great, OK or No thanks?



Let's play tennis!

Anna



Great!

OK.



No thanks!



Let's play in the playground!

Jill

Do you want to play Bill?

Tony

Would you like to watch on TV?

Sue

Play the game! Let's move.

I like playing games!

A Look at the four pictures. Put a tick (✓) or a cross (X) in the box.

Examples This is a table. 1 This is a TV.

This is an arm.



2 This is an ear.

3 This is a jacket.



5 This is a book.



4 This is a dog.



6 This is a leg.

B Look at the letters and write the words.

Test! Reading & Writing Part 3



Example

m o n k e y



3 _____



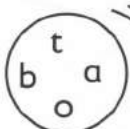
1 _____



4 _____




2 _____



5 _____





D Which is Tom? Alex? Lucy? Read and draw lines.

1 There's my friend, Tom! He enjoys fishing.

No! Tom's hair is blond.

The boy with the red hair?

2 Alex is in this playground. She loves watching TV.

The girl in the blue dress?

No, Alex is wearing a yellow T-shirt.

3 Lucy is here, too. She likes swimming.

No, Lucy's got a crocodile!

The girl with the kite?

E Play the game! We're making long words.

A Write one word. There is one example.

- 1 plane, car, helicopter *transport*
- 2 cow, chicken, tiger
- 3 blue, green, grey
- 4 milk, juice, water
- 5 tomato, rice, grapes
- 6 hall, living room, bedroom
- 7 badminton, baseball, soccer



B Ask and answer questions.

	My favourite 😊's favourite 😊's favourite 😊
animal
colour
drink
food
room
sport



Lucy's favourite things.
Look at the pictures. Complete the sentences.

- Lucy is 9.
- Her favourite colour is *purple*
and her favourite room is her
.....
- She likes eating and
drinking
- Her favourite animal is a
- She enjoys playing




My friend.

- is
- His/Her favourite colour is and his/her favourite room is
his/her
- He/She likes eating and drinking
- His/Her favourite animal is a
- He/She enjoys playing



British or American?

Look in the box. Find and circle the American words.
Write them next to the British English words.



- lorry *truck*
- rubber
- flat
- chips
- shop
- football
- colour
- favourite

s	o	c	c	e	r	n	y
k	s	t	o	r	e	a	l
i	x	b	l	a	r	p	f
q	m	b	o	s	s	a	r
p	j	f	r	e	e	r	i
f	a	v	o	r	i	t	e
c	a	d	u	o	p	m	s
f	g	k	w	n	v	e	q
t	r	u	c	k	r	n	l
a	j	n	e	f	r	t	o



Play the game!
Let's make crosswords.

A Complete the questions with the words in the box.

What Who Where



- 1 's this? Tony
- 2 's this? a
- 3 Where 's the camera? in Tony's




- 1 Who's this?
- 2 What's she got in her hand? a
- 3 Where's the shell? on her

B Question word pictures.

Wh  's this? T  ny.

What's that?  It's a hat.

Where's your crocodile? Here or there?




C Write **where** or **who**.



- 1 is angry?
- 2 are the girls?
- 3 are the clothes?
- 4’s playing with dolls?

the mother
in the bedroom
on the floor
the girls

D Write one-word answers.



- 5 Where are the clothes now? under the
- 6 Where are the books now? in the



- 7 Who’s smiling? the
- 8 Who’s opening the cupboard? the

E Questions about you.


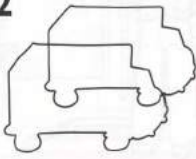




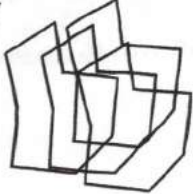


- What do you watch on TV?
- Who do you watch television with?
- Where is the television in your house?
- What’s your favourite food?
- Where do you have dinner?
- Who do you have dinner with?
- What games do you play?
- Who do you play with at school?
- Where do you play in your house?

F Listen and draw.

A What's this?

1  a baby	2 	3 	4 	5 
6 	7 	8 	9 	

B How many can you see? Look and write.

1  one baby	2 	3 	4 	5 
6 	7 	8 	9 	

C One or two?

- | | | |
|----------|---------|--------|
| dress | beaches | toys |
| story | cross | mats |
| babies | body | buses |
| families | day | hippos |
| sausage | tree | tiger |



D Complete the questions.

How many have you got?

How many do you have?

How many have you got?

How many do you have?

E CD1:24 **How many? How old? Answer the questions.**

Test! Listening Part 2



Examples

What's the girl's name? May *Read* How old is she? *10*

- 1 How many pets has she got?
- 2 What's her dog's name?
- 3 How many mice does she have?
- 4 What's the name of her favourite pet? Mr
- 5 How old is the crocodile?

F Play the game! Bingo.

A Write the words.

1 **What's this?**

2 **What are these?**

3

4

5

6

7

B Write the words here.


one	two
..... mouse	mice
foot
man
.....	women
child
.....	fish
.....	sheep
person

C Look at the pictures. Write **yes** or **no**.

- There are two women. no
- There's one mouse.
- There are four fish.
- There's one foot.
- There are two men.
- There's one sheep.
- There's one child.
- There are people.

D

Word picture.



.....

E

Look at the pictures. Look at the words in the boxes. Make sentences.

Test! Speaking Part 1



One	fish	are	eating	blue T-shirts.
Two	sheep	is	swimming	bread.
Three	mice	are	running	grass.
Four	people	are	eating	in the water.
Five	children	are	wearing	behind the dog.

F

Look at the family and answer questions.

Test! Speaking Part 3

G

Play the game! Match the cards.

A

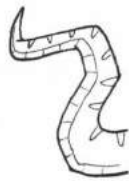
What's this? Complete the pictures and write the words.



1 This is atree.....



3 This is an



2 This is a



4 This is a

B

Write **yes** or **no**.

Example You can see me in a classroom.

a pageyes..... a kiteno.....

1 You can find me in a living room.

the sun

a phone

a desk

an armchair

a hippo

3 You can see me in a park.

a beach

a tree

a flower

a spider

a bed

2 I've got legs.

a snake

a chair

a table

a lorry

a baby

4 I'm big.

a plane

a mouse

a school

a pea

a grape

C

Listen to the sentences. Write words.

1 4

2 5

3 6

D

What am I? Read the sentences and write **yes** or **no** next to the words.

1 I am in a house or classroom.

- a beach **no** a flower a bookcase
- a computer a rubber a pencil
- a chicken

2 I am on a table.

- a flower a bookcase a computer
- a rubber a pencil

3 People write, draw and play with me.

- a flower a computer a rubber
- a pencil

4 I have lots of letters and numbers on part of me.

- a computer a pencil

What am I? I am a _____ .

E

What a funny shop!



shells a mouse trees footballs a fish a bird a tiger

F

Play the game! Ask me questions.

A Write **morning, afternoon, evening** or **night**.



.....
afternoon

B Find words.

h	a	v	e	l	u	n	c	h	p	l	a	y	g
r	g	o	t	o	s	c	h	o	o	l	n	w	o
e	d	r	i	n	k	m	i	l	k	a	r	a	t
a	h	a	v	e	a	b	a	t	h	m	u	l	o
d	h	a	v	e	d	i	n	n	e	r	n	k	b
h	a	v	e	b	r	e	a	k	f	a	s	t	e
g	o	t	o	s	l	e	e	p	e	t	h	r	d

C Write **in the** or **at**.

..... morning afternoon evening night
	have lunch		

D When? Write the words from the box in B under the parts of the day.


E


Tony's school morning.




Tony's in his bedroom.


a 
..... bed


b 
.....

c 
..... 1

He puts on his clothes.


d 
.....

e 
.....


f 
.....


He goes to the bathroom.


g 
.....

h 
.....


Then he goes to the kitchen. He says good morning to his sister.

i 
.....

j 
.....

k 
.....


He goes to the hall.

l 
.....

m 
.....

n 
.....



o 
.....

p 
.....

q 
.....



Then he says goodbye to his family and goes out of the

He gets on the  and goes to  .
.....

F

Play the game! Change places.

A

CD1:25 Listen and tick (✓) the box.

Test! Listening Part 3

Example: Which girl is Pat?



A



B



C

1 Which monster does May like?



A



B



C

2 What is Sam doing now?



A



B



C

3 How does Alex come to school?



A



B



C

4 Where's Mum?



A



B



C

5 Which is Tom's class?



A



B



C

B


Answer questions about the picture.

Test! Speaking Part 3

What's this?



What's this?





C Ask and answer questions.

Learner A: Ask Learner B these questions about his/her pictures.

1 What's this?

Do you play hockey?

What sports do you do at school?


2 What's this?

Do you like pineapple?

What's your favourite fruit?

Now answer Learner B's questions about your pictures.

1



2



D Write questions.

Name		Answers
Susana	1 What <u>food</u> do you like? (animals / food / sports / colours)
.....	2 What colour are your ? (socks / shoes / trousers)
.....	3 What do you play? (sports / games)
.....	4 What's your favourite ? (animal / food / room / sport / shop / toy)
.....	5 What's your 's name? (brother / sister / friend / teacher)
.....	6 Where does your live? (friend / family / grandmother)
.....	7 Who do you have with? (breakfast / lunch / dinner)
.....	8 How many are there in your house? (TVs / phones / bikes / rooms)



E Play the game! Telepathy.

A Look at the pictures. Circle the right word.



street streets



bag bags



chip chips



number numbers



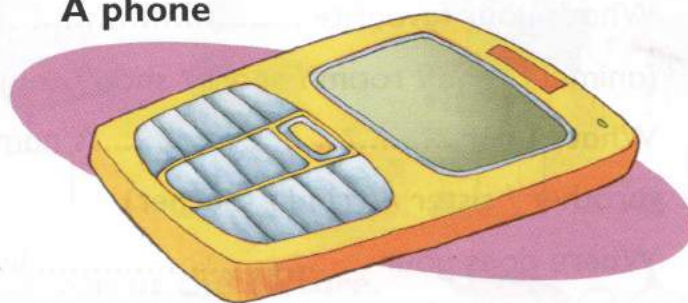
table tables



school schools

B Read this. Choose a word from A.
Write the correct word next to numbers 1–5.
There is one example.

A phone




People talk to theirfriends..... with me. You can find me in a shop in a
 (1)..... behind Mrs Bean's house. Some people put me on a
 (2)....., but Mrs Bean puts me in her brown (3)..... Mrs Bean
 is a teacher at Lucy's (4).....
 I'm very small. I have letters and (5)..... on me.
 What am I? I am a phone.



C Put the bus on the street!

Test! Speaking Part 1



CD1:26

Listen and colour the phones.

Test! Listening Part 4



Look at the picture and write the words.

- 1 There are eight windows in the houses.
- 2 I can see three in this picture.
- 3 There are five in the street.
- 4 I can see four in Mrs Bean's garden.



Play the game! Listen, spell and answer.

A Which picture? Read the sentences. Write the number of the picture.



- | | |
|----------------------------------|-------------------------------------|
| 1 This is a boat. Picture | 4 This is a robot. Picture |
| 2 This is a dog. Picture | 5 This is a teacher. Picture |
| 3 This is a plane. Picture | 6 This is a computer. Picture |

B Now make pairs.

Saying goodbye: Picture and picture

Saying hello: Picture and picture

Saying thank you: Picture and picture

C Read sentences 1–5. Find the person in the picture in D. Then draw a line to the right sentence a–e.

- | | |
|---|---|
| 1 This man is holding a birthday present. | a He's standing next to the train. |
| 2 This woman is giving a burger to a small boy. | b He's wearing a grey jacket and brown shoes. |
| 3 This man is waving goodbye to his grandmother. | c He's standing in front of the burger store. |
| 4 This man has got a red bag. It's open and some clothes and two bottles are on the ground. | d She's got long brown hair. She's wearing pink trousers. |
| 5 This man is talking to a woman. They are behind the people. | e The man can't speak very much English. |

D Look at the picture. Draw lines.

- Happy birthday.
- Thank you.
- Bye!
- Pardon?



- Goodbye.
- Oh dear!
- Thanks.
- Here you are.

E CD1:27 Listen and make the conversations.

F Play the game! Whisper it.

A **Make questions.**

1 you? are How old

..... How old are you?

2 your teacher's name? What's

.....

3 friends' names? What are your

.....

4 like Do you sport?

.....

5 do you do? What sports

.....

B **CD1:28 Who's this girl? Listen and write.**

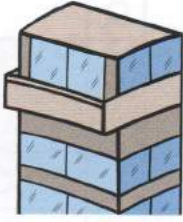


Name
How old?
Teacher's name	Miss
Friends' names	Anna and
Likes	swimming and

C

Listen and tick (✓) the box.

1 Kim lives in a



A



B

2 She goes to ... School.



A



B



C

3 Kim is in class number



A



B



C


4 Kim's eyes are



A



B



C

5 Her hair is



A



B



C

6 Kim plays the



A



B

7 Kim's books are in the



A



B



C

8 Kim's favourite stories are about



A



B



C



D

About Nick.

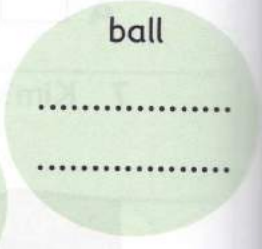


E

Write about you.

A Alphabet crossword. Look at the pictures. Write the words.



B Make word groups.



wall ~~clean~~ they kite sea two
~~green~~ night three you hall say





Play the game! Stepping stones.

the end

you see
animals here

not old

you do
this with your feet

not
beautiful

you are
..... good

you
play this

you
answer this

you do this in
water

go to **n**

you eat this

you listen
to this

a colour
and a fruit

you do
this in football

not day

you
wear this

go to **n**

an animal

you
eat this

you
eat this

part
of your body

go to **c**

your
mother's father

in
the garden

you
eat this

part
of a day

you
play this

an
animal






you
play with these

the start

Who can do this?

Learner A

Write the words for the pictures. Put a tick (✓) beside the things you can do and a cross (X) beside the things you can't do.











picture	words	Me
		
		
		
		
		

One foot, two feet






Learner A

Write the words for the pictures. Put a tick (✓) beside the things you have and a cross (X) beside the things you don't have.

picture	words	Me
		
		
		
		
		
		
		
		
		
		

Learner B

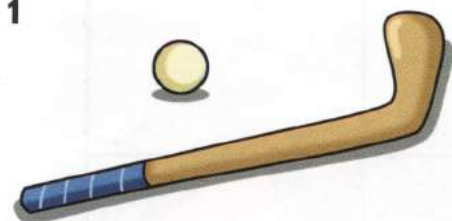
Write the words for the pictures. Put a tick (✓) beside the things you can do and a cross (X) beside the things you can't do.

picture	words	Me
		
		
		
		
		

Learner B: Ask Learner A these questions about his/her picture.











- What are these?
Are you wearing jeans today?
What clothes do you wear to school?

- What's this?
Have you got a cat?
What animals do you like?



Learner B

Write the words for the pictures. Put a tick (✓) beside the things you have and a cross (X) beside the things you don't have.

picture	words	Me
		
		
		
		
		
		
		
		
		
		



Unit wordlist

1

Animals

duck

fish

frog

goat

sheep

spider

People

baby

dad

mum

School

alphabet

word

Verbs

draw

help

listen

spell

write

2

Animals

cat

giraffe

Clothes

shoe

sock

Numbers

one

two

three

four

five

six

seven

eight

nine

ten

eleven

twelve

thirteen

fourteen

fifteen

sixteen

seventeen

eighteen

nineteen

twenty

People

boy

children

English teacher

family

girl

teacher

Possessions

ball

book

Other nouns

apple

car

sun

Verbs

live

sit

Question words

How many

What number

Who

3

People

brother

friend

grandmother

Other nouns

address

birthday card

family name

lesson

name

street

Verbs

tell

Possessive adjectives

her

his

its

my

your

4

Animals

bird

Clothes

T-shirt

Colours

black

blue

brown

green

grey

orange

pink

purple

red

white

yellow

Home

bedroom

mat

picture

People

man

woman

Possessions

bag

kite

Other nouns

boat

example

tree

Verbs

colour

paint

Adjectives

favourite

missing

5

School

box

cross

letter

line

question

sentence

test

tick

word

Verbs

put

read

start

tick

6

Animals

crocodile

elephant

giraffe

lizard

zoo

Body and face

arm

body

ear

eye

face

foot/feet

hand

head

leg

mouth

nose

tail

trunk

Food and drink

fruit

ice cream

meat

water

Verbs

can

drink

eat

Adjectives

big

long

short

Adverbs

very

7

Animals

monkey

Body and face

hair

Possessions

bike

clock

computer

robot

School

pencil

ruler

Other nouns

dice

Verbs

kick

look

point

see

smile

stand

talk

throw

walk

wave

8

Clothes

clothes

dress

glasses

handbag

hat

jacket

jeans

shirt

shoe

skirt

sock

T-shirt

trousers

Home

chair

cupboard

lamp

sofa

Verbs

wear

Adjectives

beautiful

clean

new

Prepositions

with

Expressions

No!

Yes!

Show me!

9

Home

flower

hall

wall

Other nouns

monster

Verbs

hold

Adjectives

funny

small

10

Animals

dog

pet

Family

brother

cousin

dad

family
father
grandfather
grandma
grandmother
grandpa
mother
mum
sister

Home

flat
garden
house

Verbs

sleep

Pronouns

I
it
us
we
you

11

Animals

horse

Home

phone

People

baby
best friend
class
people
person

Expressions

Good!
OK!
Wow!
Good morning!
Good afternoon!
Hello!
Thank you!
Thanks!

12

Home

painting
photo

Sports

badminton
football
swimming
table tennis
tennis

Other nouns

song

Verbs

jump
play
play the guitar
play the piano
ride a bike
run
sing
swim

Adjectives

great

Possessive adjectives

our

Pronouns

he

she

they

13

Places

park

Adjectives

beautiful

blond(e)

clean

dirty

happy

new

old

sad

ugly

young

Pronouns

this

these

14

Animals

chicken

cow

crocodile

hippo

lizard

mouse

snake

tiger

Other nouns

pencil box

Verbs

choose

complete

fly

jump

15

Body and face

toes

Food

apple

banana

bean

carrot

coconut

fries

grape

lemon

lime

mango

onion

orange

pea

pear

pineapple

pizza

potato

tomato

watermelon

Drinks

drink

juice

lemonade

milk

Verbs

like

make

Adjectives

nice

round

Adverbs

too

16**Food**

bread

burger

chicken

chips

egg

fish

fries

ice cream

menu

plant

rice

sausage

Home

kitchen

Verbs

want

would like

Adverbs

today

17**Food – meals**

breakfast

dinner

lunch

supper

Food

cake

meat

Verbs

have food

Adjectives

double

Expressions

Sorry!

18**Time**

day

Verbs

ask questions

drink for breakfast

eat for lunch

write answers

Conjunctions

but

19**Other nouns**

grass

insect

leaves

neck

part

plant

teeth

wool

Verbs

catch

get

20

Home

bed

bookcase

chair

door

lamp

mat

mirror

sofa

table

television

window

Home – rooms

bathroom

bedroom

dining room

hall

kitchen

living room

Possessions

clock

photo

radio

thing

Prepositions

like

Question words

What

Where

Which

21

Home

armchair

cup

cupboard

floor

phone

piano

wall

Other nouns

board

Prepositions

in

next to

on

Expressions

Pardon?

What a funny colour!

22

Home

apartment

bath

flat

Adjectives

open

Conjunctions

or

Prepositions

from

Question words

How

How old

23

Toys

ball

doll

duck

game

kite

paint

robot

toy

toy shop

Travel

bike

boat

car

helicopter

lorry

plane

truck

Adverbs

now

Prepositions

behind

between

in front of

under

Expressions

Please

24

Names

Miss

Mr

Mrs

Verbs

clean

have a bath

pick up

put your hand up

25

School

board

classroom

desk

eraser

page

pen

pencil

playground

rubber

ruler

school

schoolbag

teacher

Adjectives

closed

Determiners/Pronouns

that

these

this

those

26

School

bookcase

English book

glasses case

pencil case

story

student

Verbs

learn English

tidy

Possessive adjectives

their

27

Travel

bus

motorbike

train

Verbs

come

drive

fly

go

ride

stop

walk

28

Other nouns

crossword

Verbs

answer

go to bed

phone

read a story

sit down

29

Places

beach

sand

sea

Possessions

beach bag

sun glasses

Time

afternoon

evening

morning

Other nouns

cloud

fishing

shell

sun

water

Verbs

go home

love

point at

Expressions

Me too!

Very good!

Well done!

What now?

30

Verbs

bounce a ball

drive a car

fly a kite

have a bath

hit a ball

kick a ball

ride a motorbike

sing a song

31

Possessions

camera

Other nouns

birthday

birthday cake

cup

star

Verbs

find

give

hold

take a photo

Expressions

Happy birthday!

32

Possessions

beach ball

football

guitar

kite

tennis ball

toy train

watch

Pronouns

hers

his

mine

our

theirs

yours

Question words

Whose

Expressions

That's right!

33

Sports

badminton

baseball

basketball

football

hockey

horse riding

soccer

swimming

table tennis

tennis

Verbs

do sport

enjoy

have hockey lessons

learn to swim

move

watch TV

Expressions

Let's play!

OK

No thanks!

34

Hobbies

colouring

drawing

fishing

hobby

playing computer games

playing on the computer

Verbs

listen to the radio

play games

take a picture

35

British and American words

apartment – flat

chips – fries

color – colour

eraser – rubber

football – soccer

lorry – truck

shop – store

Adjectives

favorite – favourite

36

Adjectives

angry

closed

open

Adverbs

here

there

37

Adjectives

ready

Expressions

Hello!

Thank you, everyone!

That's right!

38

Irregular plurals

child – children

fish – fish

foot – feet

man – men

mouse – mice

person – people

sheep – sheep

woman – women

Verbs

clean the car

eat grass

39

Verbs

paint pictures

ride a motorbike

40

Time

afternoon

evening

morning

night

Verbs

get on the bus

go to sleep

have breakfast

have lunch

have dinner

put on clothes

say good morning

say goodbye

wash your hands

Adverbs

then

Expressions

Goodbye

41

Other nouns

hockey game

Verbs

draw a picture

learn a new song

42

Verbs

carry

close

open

talk to your friends

43

Places

train station

Verbs

wave goodbye

Expressions

Bye!

Can you say that again?

Good evening.

Here you are.

I don't know.

I don't understand.

Oh dear!

That's right.

44

Other nouns

stories about animals

Adjectives

correct

45

Other nouns

end

start

Expressions

It's your turn.

Pick up the dice.

Throw the dice.

FUN for Starters

Second edition


Fun for Starters Second edition is a book of lively preparation material for students taking the Cambridge Young Learners Starters test. This second edition has been updated and substantially extended to provide comprehensive practice of all areas of the syllabus. Fun activities are balanced with test-style tasks. The appealing design and motivating activities also make *Fun for Starters* suitable for learners not taking the test.

- Covers all the grammar, vocabulary and skills learners need for the test.
- Specifically designed to focus on those areas most likely to cause problems for young learners at this level.
- A unit-by-unit wordlist provides easy reference for vocabulary learning.
- The accompanying website includes interactive tasks and further resources for classroom use.


The Teacher's Book includes:

- Step-by-step lesson guidance, including ideas for managing large and mixed-level classes.
- 'Young Learners tips' and a Starters Test checklist to help teachers cover all aspects of the test.
- Extra photocopiable resource material, including a full Starters practice test and extension activities.
- An alphabetical wordlist plus grammar and topic indexes for quick reference.


Also recommended for use with *Fun for Starters*:



ISBN 978 0 521 73933 7



ISBN 978 0 521 75219 0



ISBN 978 0 521 00724 5



CAMBRIDGE
UNIVERSITY PRESS
www.cambridge.org

ISBN 978-0-521-74860-5



9 780521 748605 >